

STH1440
STH1840

SANY

Quality Changes the World



EFFICIENCY ON THE HIGHEST LEVEL



TELEHANDLERS
STH1440 | STH1840

Load capacity
4,000 kg
Maximum lifting height
14 m / 18 m
Rated power
55 KW

SANY

**Performance comes from quality.
Quality comes from experience.**

SANY Europe is part of the SANY Group, a globally leading manufacturer of construction machinery, port equipment and wind turbines. Our aim is always to deliver products that are tailored to their respective national market and equipped with high-performance, innovative technology. SANY ensures maximum quality and reliability through the use of its own steel construction and branded components, allowing us to create extraordinarily efficient machines. What is more, our Europe-wide dealer network ensures that customers can receive competent support for sales, service and maintenance on site.

**FULL EUROPEAN
DEALER NETWORK**


5-7%

FROM REVENUE AS AN INVESTMENT
FOR RESEARCH AND DEVELOPMENT

UP TO **5 YEARS'**
WARRANTY*

Quality Changes the World

* Available on selected SANY products only.



POWERHOUSES THAT PROVIDE A MIGHTY BOOST

SANY is bringing a breath of fresh air to Europe with its new telehandler series. These new machines have raised the benchmark for safety, comfort and performance. The STH1440 and STH1840 telehandlers are the first machines to feature in the new series.

They are the ideal solution for demanding jobs and precision work, whether that's easy loading, moving or stacking and their versatility is increased further due to their ability to use a wide variety of attachments.



VERSATILITY AT THE HIGHEST LEVEL

The new SANY telehandlers are powerful all-rounders that stand out on account of their agility and speed. Thanks to their compact design and a selection of three different steering modes, they can be perfectly positioned in even the tightest of spaces and bring heavy loads up to a lifting height of up to 18 metres. And with their multiple attachment options, they are capable of completing a wide variety of tasks.

LIFTING CAPACITY

Lift, extend and push – the highly efficient and powerful hydraulics allow operators to work with precision under short cycle times.

SAFETY

Stability counts – the load management system monitors the load of the machine to prevent instability and when carrying loads will limit speeds for safety and improved load retention.

EFFICIENCY

The most efficient – the Deutz electronic engine control (EMR) ensures optimum engine performance and low fuel consumption, while the Dana hydrostatic transmission offers precision and manoeuvrability for improved material handling applications.

Absolute reliability – for peace of mind!



SANY has earned a reputation worldwide for reliability, durability and performance but to provide peace of mind and to ensure maximum uptime all SANY telehandlers are backed by a SANY 3 year warranty*

* Terms and conditions apply. Check with your local dealer for more information.

Our highlights – the added benefits SANY offers you:



- + Compact, high-performance telehandler
- + Highly manoeuvrable with three different steering modes
- + Robust and extremely durable thanks to its solid steel construction
- + Extensive safety equipment
- + Ergonomic operator space
- + Simple and convenient maintenance



TOTAL COST OF OWNERSHIP

Every second counts – SANY telehandlers are designed to maximise the return on your investment. The 55kW/74hp Deutz engine is free of after treatment and greatly reduces maintenance and running costs. The engine Stop Start technology also reduces fuel consumption and the time to the next service which we have set intervals at 500 hrs to minimise operating costs.



QUALITY

Stability as standard – the boom is mounted deep in the chassis, providing an extremely rigid structure, a low centre of gravity and maximum view from the cab over the rear of the machine.

OPERATING COMFORT

Operator first - SANY material handlers are well equipped to allow operators to work in optimum conditions whatever the requirements of the job. Enhanced operator comfort not only saves you time but increases work productivity and efficiency.

PRODUCTIVITY

The power of three - with three selectable steering modes, SANY telehandlers offer the ideal solution for any manoeuvre. The steering types include two-wheel steering, four-wheel steering and crab steering. The single-level multi-functioning joystick, superior load control and auxiliary venting for fast attachment changes further enhance productivity of the SANY telehandler series.

KEY CHARACTERISTICS

SAFETY

A COMPREHENSIVE SAFETY PACKAGE AS STANDARD

Numerous safety features are already included ex-works on all SANY telehandlers. The load management system monitors the load of the machine to prevent instability and when carrying loads will limit speeds for safety and improved load retention. The specific capacity is displayed to the operator on the dashboard and on the LMI strip light at eye level. Further safety features include a reversing camera with distance sensor, which is automatically activated when the reverse gear is engaged. The operator also receives visual and acoustic warnings if they come within close proximity of other objects. Also included are a ROPs and FOPs certified operators cab, a safety switch that prevents any vehicle movement when the operator is not seated, as well as hose burst safety check valves fitted on all lift cylinders stopping collapse in the event of a failure or damage. Optional screen, roof and load guards are also available.



QUALITY

High efficiency through high quality

SANY telehandlers are designed to provide the maximum in terms of reliability and performance. We achieve this by using high-quality components and innovative manufacturing procedures. The boom sections consist of two C-shaped high-strength pressed steel parts that are welded together, making them particularly stable and extremely durable. The stabilisers are fitted with robust graphite-impregnated bronze bushings, which extends the maintenance intervals to 500 hours. And all the hoses of the boom are safely routed internally to ensure that they are protected against damage.



SAFETY

In the spotlight

The standard LED working lights at the front and rear of the cab optimise the field of vision for the operator and visibility in poor light conditions. The LED roof lighting with three selectable settings provides light directly above and behind the operator as required. In addition, optional boom worklights guarantee optimal illumination above the machine when loading to height.

SAFETY

The ultimate view

All SANY telehandlers offer maximum visibility of the operators surroundings for added safety. This is achieved through design features such as the low profile engine bonnet and the low position of the boom in the chassis, which allows the operator to see any obstacles and other site works. The generously sized side and rear mirrors allow the operator greater visibility to the side and rear of the cab while forward visibility is maximised by the low front dashboard and large front windshield.



QUALITY

Tested on the basis of day-to-day work

The machines have undergone a stringent SANY testing programme that includes heavily loading the chassis, the boom and other important components for an extended duration, as well as repeated use of the transmission over thousands of cycles.

For example, tests to simulate the service life and durability of the components for the STH1440 hydraulically driven and STH1840 chain driven boom have been conducted. Tested on an automated boom rig, both models achieved over 40.000 cycles with no breakages.

KEY CHARACTERISTICS

USER EXPERIENCE

GREATER SPACE AND GREATER COMFORT

The ROPS/FOPS cab of the telehandler series has been designed in Germany and is a highlight for any operator. It provides maximum comfort and pleasant working conditions due to numerous standard features. The 10-inch touchscreen display with encoder control and intuitive user navigation allows quick and easy access to all relevant machine data. The adjustable suspension seat provides a more comfortable ride on uneven terrain and the inclinable and telescopic steering column allows the operator to make adjustments to find the perfect operating position, whatever the requirements of the job. Other standard features include air-conditioning, radio with Bluetooth and USB connector, sunblind, storage compartments and cup and bottle holders, helping to provide all the comfort the operator needs on a daily basis to perform at their best.



EASE OF MAINTENANCE

Maintenance made quick and easy

All daily checks and maintenance work can be performed from the ground. The filters for engine oil, hydraulic oil and fuel are fitted centrally and the air filter is also easily accessible from the engine compartment. The engine cover can be easily opened with the gas-powered cylinder and allows the engine to be accessed from three sides. Making work even easier – the battery can be easily reached at any time under the cab.



PRODUCTIVITY

ULTIMATE MANOEUVRABILITY

The new SANY telehandler series stands out on account of the machines' excellent manoeuvrability, even when space is limited. This is possible thanks to a choice of three different steering modes: two-wheel steering, which is intended for everyday use; four-wheel steering, for working within space constraints; and crab steering, for positioning or manoeuvring the machine in the immediate vicinity of a wall or building. Another factor for outstanding productivity – the powerful load-sensing system, which controls the hydraulic pressure in proportion to the different outputs. This means the boom can be lifted and extended simultaneously.



EFFICIENCY

SAVE WHILE YOU DRIVE

In times of constantly rising fuel costs, an energy-efficient drive system is more important than ever. For this reason, the SANY telehandlers are fitted with a powerful common rail injection system and electronic engine control (EMR) with intelligent connection to the drive management system. This provides optimum engine power at a low level of fuel consumption. The Dana transmission and the axles are also perfectly coordinated to ensure maximum performance and efficiency. Furthermore, the Deutz 55 kW engine operates without exhaust treatment and therefore requires no

AdBlue® additives. Using the main display, the operator is able to access information on the remaining fuel, the amount of fuel consumed since the machine was last refuelled, and the current average rate of fuel consumption.



TECHNICAL SPECIFICATIONS

ENGINE

Model	Deutz TD 3.6L
No. of cylinders	4
Exhaust emissions	Stage V
Rated power	55 kW / 2,600 rpm
Max. torque	340 Nm/1,600 rpm
Battery	12 V

COMPONENTS

Axles F/R	Dana 212/Dana 212
Hydraulic pump	CASAPPA gear pump
Hydraulic manifold	Walvoil

TRANSMISSION

Transmission type	Dana hydrostatic
Number of gears	2 forward 2 reverse
Max. travel speed	27 km/h

BRAKING

Parking brake	Automatic parking brake
Service brake	Oil-immersed multi-discs braking on front & rear axle

HYDRAULIC SYSTEM

Hydraulic pump type	Gear with priority valve
System pressure	280 bar
Hydraulic flow	100 l/min

SERVICE REFILL CAPACITIES

Fuel tank	150 l
Hydraulic system	120 l

TYRES

Type/size	400/80-24
-----------	-----------

OPERATING WEIGHT

	STH1440	STH1840
	10,980 kg	12,300 kg

PERFORMANCE PARAMETERS

	STH1440	STH1840
Maximum lift capacity	4,000 kg	4,000 kg
Lift capacity at maximum height	3,000 kg	2,500 kg
Lift capacity at maximum reach	1,250 kg	550 kg
Lift height	13,970 mm	17,550 mm
Carriage crowd angle	37°	37°
Carriage dump angle	12,5°	12,5°
Frame levelling +/-	9°	9°
Outside turning radius (4WS)	3,850 mm	3,850 mm
Auxiliary hydraulic flow	60 l/min	60 l/min
Auxiliary hydraulic pressure	28 MPa	28 MPa
Noise at driving position (55 kW)	75 Lpa	75 Lpa
Noise to environment (55 kW)	105 Lwa	105 Lwa

BOOM PARAMETERS

	STH1440	STH1840
Boom (raise/lower)	18/13 sec	15/12 sec
Boom (extend/retract)	15/13 sec	16/19 sec

POINT LOADS

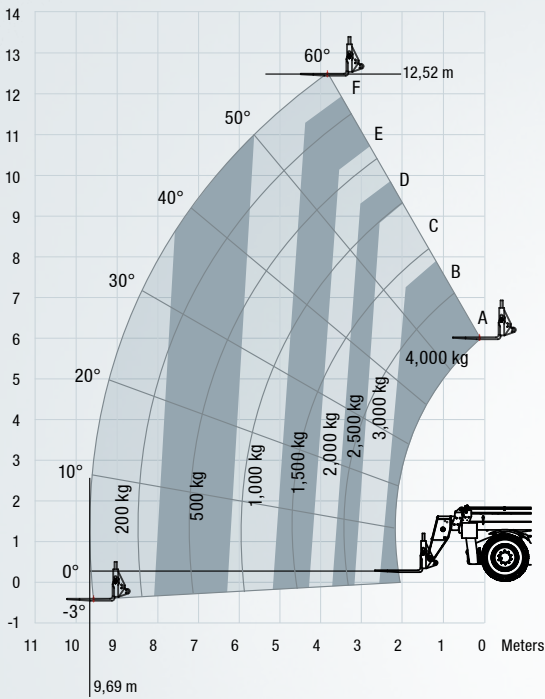
Machine loaded with models maximum capacity

	STH1440	STH1840
Load per front tyre	6,608 kg	7,200 kg
Load per rear tyre	883 kg	950 kg
Load per stabiliser	4,913 kg	5,225 kg

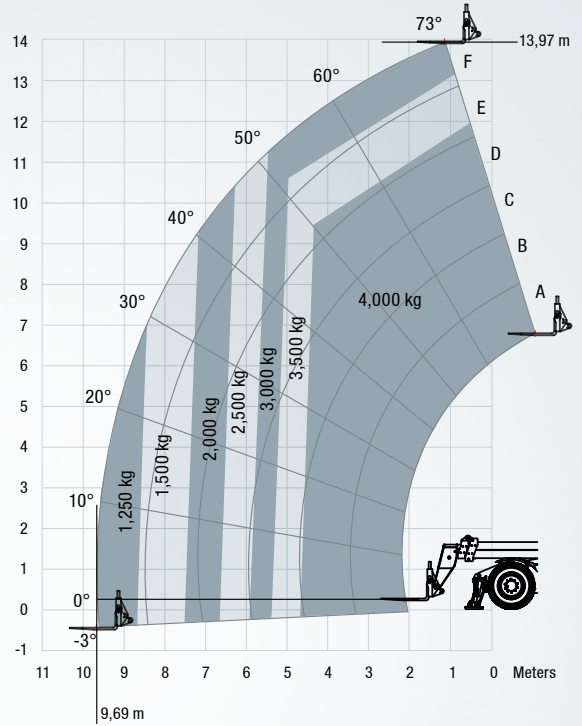
Machine unloaded with boom horizontal travel position

	STH1440	STH1840
Load per front tyre	2,677 kg	2,970 kg
Load per rear tyre	2,841 kg	3,180 kg

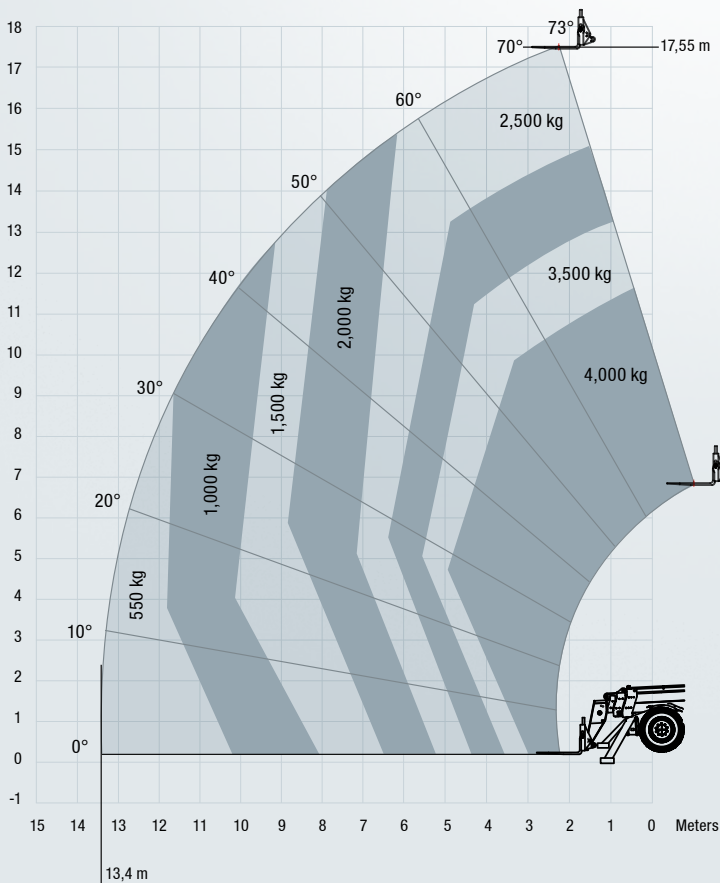
STH1440 – OUTRIGGERS DOWN



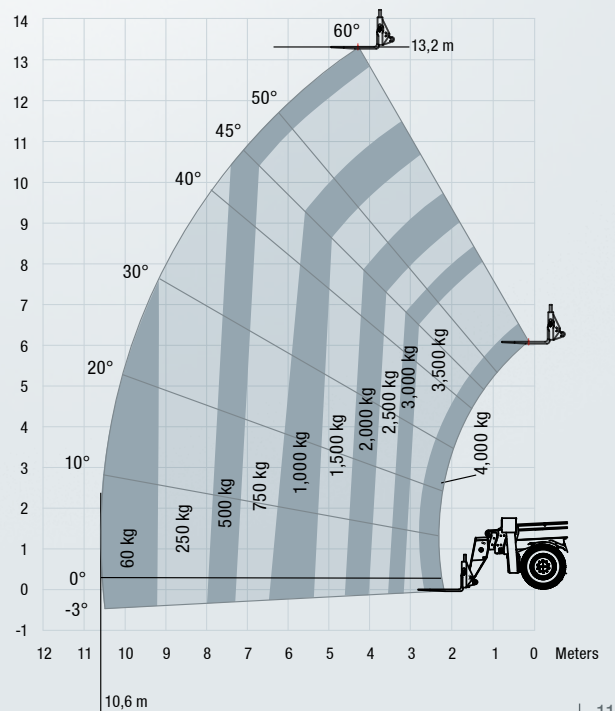
STH1440 – OUTRIGGERS UP



STH1840 – OUTRIGGERS DOWN



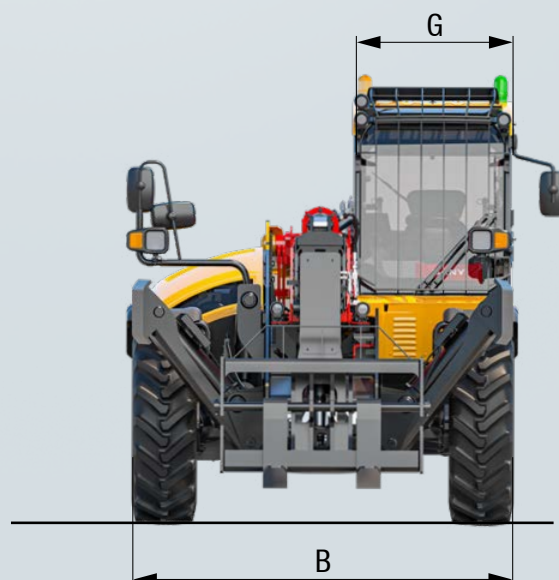

STH1840 – OUTRIGGERS UP



TECHNICAL SPECIFICATIONS

DIMENSIONS

	STH1440	STH1840
A Length to front of carriage	6,160 mm	6,200 mm
B Overall width	2,420 mm	2,420 mm
D Height over cab without beacon	2,595 mm	2,595 mm
E Height over cab with beacon	2,720 mm	2,720 mm
F Wheelbase	2,750 mm	2,750 mm
G Overall cabin width	950 mm	950 mm
H Ground clearance	370 mm	370 mm
Overall width stabilisers fully deployed	2,570 mm	3,400 mm
Turning radius over tyres	3,850 mm	3,850 mm
Operating weight (with Forks)	10,980 kg	12,300 kg



More features, more possibilities

All SANY telehandlers are comprehensively equipped as standard. With numerous options and attachments, they can be individually configured as necessary – leaving them perfectly equipped for their respective requirements.



- STH1440
- STH1840

The standard and special options differ according to the country in which the machine is delivered. If you have any questions, please contact your dealer directly.

OPERATING COMFORT/CAB

Ten-inch touchscreen display and encoder navigation	●	●
Air conditioning*	●	●
Radio with Bluetooth and microphone	●	●
Adjustable seat with suspension	●	●
12 V power socket	●	●
Sunblind, roof and front screen	●	●
Heated rear screen	●	●
Front, roof and rear wiper and washers	●	●
Armrest with storage and USB charger	●	●
Cup and bottle holders	●	●
Fully adjustable steering column	●	●
Intuitive keypad functions (all backlit)	●	●
Telematics	●	●

WORKING LIGHTS

LED working lights on cab and boom	●	●
Full road lights	●	●

SAFETY

CE-/UKCA-certified	●	●
ROPS ISO:3471:2008 and FOPS ISO:3449:2005	●	●
Reversing alarm	●	●
Hi-viz seatbelt	●	●
Integrated reversing camera and distance sensor	●	●
Seat switch and green "ready" beacon	●	●
Load weight monitoring	●	●
Load moment Indicator display	●	●

WORK EQUIPMENT

Three steering modes: 4WS, 2WS and crab	●	●
Chassis levelling +/-9 degrees	●	●
Fully proportional joystick	●	●
Fixed SANY fast fit carriage and 1200 mm forks	●	●
Auxiliary hydraulic venting from cab	●	●

* The air-conditioning system contains fluorinated greenhouse gases: Refrigerant type: HFC 134a, global warming potential: 1430, quantity: 65 kg, CO2e: 0.933 tonnes.

SANY genuine parts are designed, tested and manufactured to meet the exact specification and requirements of your machine. SANY parts will fit exactly as needed and will deliver maximum performance when paired with SANY equipment. They also ensure optimum safety for the operator on site and reduce unplanned maintenance and downtime. Ultimately, SANY genuine parts are the best choice for your machine and are backed with a 12 month warranty period.




TAILORED ATTACHMENTS FOR VERSATILE APPLICATIONS

In addition to the comprehensive ex-works configuration, the application possibilities of the SANY telehandlers can be expanded further with a range of suitable attachments which can be changed over easily.

CARRIAGE

LIGHTWEIGHT DIRECT MOUNTED FORK FRAME

Designed for the rental industry with forks fully secured.



MANITOU TYPE CARRIAGE AND FORK FRAME

Allows flexibility to use existing attachments for maximum utilisation of equipment.



SANY FAST FIT CARRIAGE

Compatible with a large selection of attachments, the common pick up configuration allows use with existing attachments.



ATTACHMENTS

GENERAL PURPOSE BUCKET

For transporting loose and bulk material with a bucket capacity of 1 m³.



HYDRAULIC FORK POSITIONERS

Control your forks widths from your fingertips, saving time when changing loads and eliminates leaving the cab.



4,000 KG CRANE HOOK

Can be easily fitted to SANY's Fast Fit Carriage for suspended loads when handling slung material. (Included as standard)



A SERVICE YOU CAN RELY ON

Just as we do with our machines, we also demand high quality and reliability of our service products. This underlines our equipment's performance in terms of their durability and their excellent price-performance ratio. After all, maintenance is crucial

for efficiency, cost-effectiveness and safety. Your SANY dealer is happy to help you with a comprehensive range of services to ensure that your machine continues operating efficiently in the long term.

SANY – flexible, fast and always there for you

Rapid assistance, tailored advice and a reliable supply of original parts – that is what we mean by a premium service.



The added benefits SANY offers you:

- + Experienced dealer network throughout the Europe
- + Over 15,000 key spare parts to maximise your machines uptime and your business
- + Dedicated SANY service team to fully support you and your dealers
- + Sany Europe's parts warehouse ensure SANY machines are fully supported anywhere

Detailed information

Handbooks and documents are available for all SANY telehandlers, and these can help you with operation, maintenance, servicing and repairs. These include operating and maintenance instructions and technical specifications.



HIGHLIGHTS **STH1440** | **STH1840**

QUALITY REALLY DOES CHANGE THE WORLD

SANY's telehandler range is designed to meet the exact needs of the construction and rental industry. They offer the safety, durability, versatility and low cost of ownership that you need to compete in today's construction market.



SAFE AND SECURE

SANY telehandlers incorporate many safety features to keep both operators and bystanders safe. These include a reversing camera and distance sensor fitted as standard, seat sensors to ensure operators are seated before the drive is engaged and the accurate load control system so capacity can be monitored at all times.

COST OF OWNERSHIP

SANY telehandlers aren't just efficient to use – they are hugely efficient to own and operate too. We've designed these machines to give you the maximum possible return on your investment, with great fuel efficiency and low running costs all part of the package.

DURABLE COMPONENTS

Designed and tested to ensure high quality, our tough boom is mounted low in the fully welded chassis. All our booms are tested with a boom rig that operates the boom to full lift height and full extension loaded to endure over 40,000 cycles.

A PRODUCTIVE MACHINE

For ergonomic, fast and precise control all SANY telehandlers are fitted with a full proportional joystick. Coupled with our load sensing hydraulic system, which proportionally splits flow to different services, meaning the boom can be lifted and extended simultaneously.

COMFORT AND EASE OF USE

The telehandler cab has been designed in Germany for the UK and European market. Offering maximum all-round visibility and comfort with controls well placed and plenty of storage.

SERVICABILITY

Firstly you want your SANY telehandler to spend as much time as possible at work, so our telehandlers have long service intervals; and when maintenance is required, you'll find our machines are easy and quick to service.

TECHNICAL HIGHLIGHTS

Engine	Deutz TD 3.6L
Rated power	55 kW
Max. torque	340 Nm/1,600 rpm
Maximum lift capacity	4,000 kg
Frame levelling	+/-9 degrees
Auxiliary hydraulic flow	60 l/min
Auxiliary hydraulic pressure	28 MPa

Not all products are available in all markets. As part of our continuous improvement process, we reserve the right to modify specifications and designs without giving prior notice. The figures may contain additional options.

SANY

Quality Changes the World

SANY EUROPE GmbH
Sany Allee 1
D-50181 Bedburg, Germany
Tel. +49 2272 90531 100
Fax +49 2272 90531 109
info@sanyeurope.com
www.sanyeurope.com